





## Forest Hike #4: Keep hiking and observing

✓	Photo	Description
		<p>Try to find a tree with holes in it. A number of birds such as woodpeckers, chickadees, and owls use their beaks to pound holes in trees looking for food or a place to build a nest and raise their young. Under the tree, you may find the wood chips that have been removed from the holes. We call these Tree Condos.</p>
		<p>Look around as you are hiking. Try to find a stream or brook flowing beside or across from the trail.</p>
		<p>If you see a stump like this, it means the area was logged years ago. If the stump was cut about a foot off the ground, the tree was cut in the summer. If it is four to five feet tall, it was cut during the winter when snow was on the ground.</p>
		<p>Yellow birch trees are found in our woods. Try to find one. The bark has a yellowish-brown color with thin pieces that peel in ribbon-like pieces. The leaves are oval and deeply toothed. The flowers are called catkins. (Seen in the last photo) If you break a twig, it has a wintergreen smell.</p>